

Handwriting Support for Home Learning














We use a consistent approach to teaching handwriting and letter formation in school. To help support this at home, we are signposting families to a set of handwriting videos that demonstrate correct letter formation clearly and step-by-step.

Please scan the QR code to access the videos, which show how letters are formed and provide guidance on how children can practise handwriting at home. These videos mirror the approach used in school and can be useful for reinforcing learning and developing confidence with letter formation.

Regular, short practice at home can make a positive difference to children's handwriting and fluency.

To comply with licensing and copyright agreements, we kindly ask that the QR codes and links are not shared on social media or with anyone who does not attend Otterburn Primary School. Please note that the links will expire on **12th May 2026**.

<u>a</u> 	<u>d</u> 	<u>g</u> 	<u>o</u> 
<u>c</u> 	<u>q</u> 	<u>u</u> 	<u>y</u> 
<u>b</u> 	<u>p</u> 	<u>h</u> 	<u>n</u> 

m



r



e



s



f



i



l



t



k



j



v



w



x



z

