


Guide to Doodle Learning



At Otterburn we use an online programme called Doodle to support your child's learning. There are four different apps – Doodle Maths, Doodle Tables, Doodle English and DoodleSpell.

A little bit about Doodle

Doodle improves children's confidence and ability in Maths and English. Using the apps for just 10 minutes a day is proven to help children make three months of progress in just one month! The intelligent algorithm powering the apps learns what your child's strengths and weaknesses are and builds a personalised work programme tailored around them.

Why the "little & often" approach matters:

A recent study from Doodle found that regular daily use of DoodleMaths is strongly linked to improved academic progression. Some key findings:

- Children earning about 7 stars per day in DoodleMaths had an average increase of 1.3 DoodleAge per year, which is considerably higher than the "natural" yearly progression without Doodle (around 0.8 DoodleAge).
- Those earning many more stars per day (e.g. 24 stars/day) showed even greater gains - up to 2.6 DoodleAge per year.
- There is a clear positive correlation: the more stars earned per day, the faster the academic progress, especially in mathematics.
- Similar benefits have been observed for DoodleEnglish: children earning 10 stars/day in English see significant increases in DoodleAge within 12 months.

So even doing a little each day makes a real difference over time.

How to get started (Guide for Children's access to the apps)

Children can use DoodleMaths, DoodleEnglish, DoodleTables and DoodleSpell on the following phones and tablets;

- **Apple:** iPad, iPhone, iPod Touch
- **Android:** Samsung, HTC, Google, Huawei, Motorola
- **Amazon:** Fire Tablet

The minimum OS versions required are Android 5.0, Fire OS 5 and iOS 12

(Unfortunately Doodle is not available on an iPad4, Samsung Galaxy Tab 4 10.1", Samsung Galaxy Tab 3 8.0" and Kindle Fire HDX).

If you are using a tablet you will need to download the app, you will be able to do this by clicking on this link: [Doodle apps](#)

You can also access all of our programmes using a Google Chrome or Microsoft Edge browser on any desktop or laptop computer. You will be able to access these here:

- **DoodleMaths** - <https://students.doodlelearning.com/>
- **DoodleEnglish** - <https://students.doodlelearning.com/english>
- **DoodleSpell** - <https://students.doodlelearning.com/spell>
- **DoodleTables** - <https://students.doodlelearning.com/spell>

Please note, if you are using a PC, laptop or Chromebook you won't be able to download the app but can use the browser versions which have the same functionality as our downloadable apps.

Log-in & support

Your child's log-in details are at the front of their homework book. If you have trouble with these, please contact your child's class teacher. If you are logging in for the first time at home, they will need their class code. If you are unsure, please contact school.

DoodleConnect App – For Parents

We strongly recommend downloading the DoodleConnect app. It helps you stay involved and informed. By linking your parent email you will be able to monitor your child's progress on the free DoodleConnect app or on the [Parent Dashboard](#). This will help ensure that you make the most out of your child's subscription to Doodle!

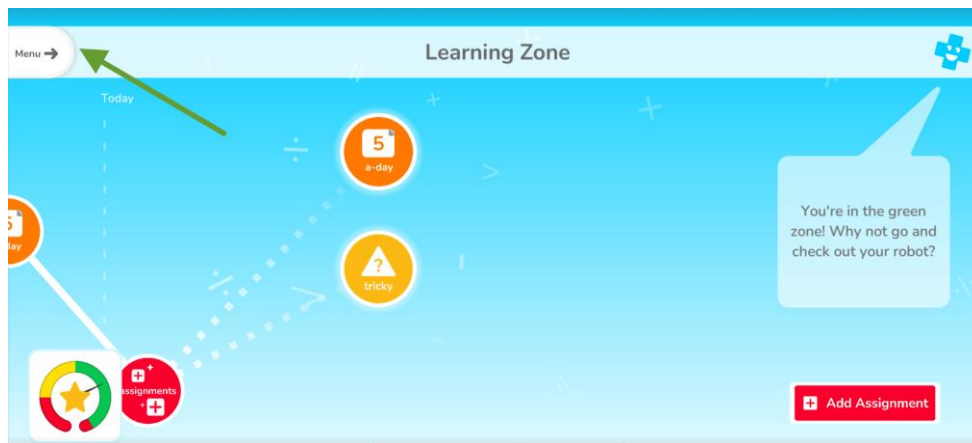
Key features include:

- Instant notifications about your child's progress and achievements
- Viewing their latest accomplishments and how many stars they've earned
- Tracking their progress through the curriculum, so you can see strengths and areas for Improvement

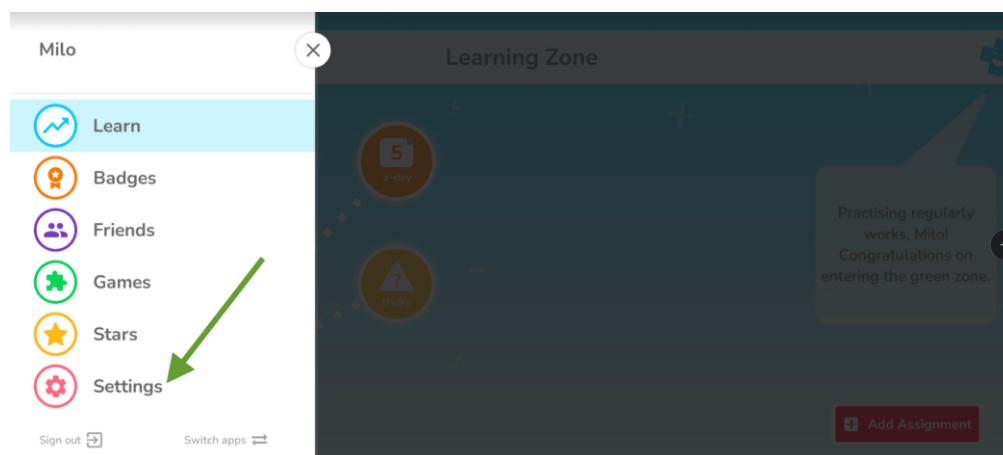
The key thing to remember when linking is that your child needs to login to the Doodle app using the username and password provided by the school - please don't create a new account for them.

In App

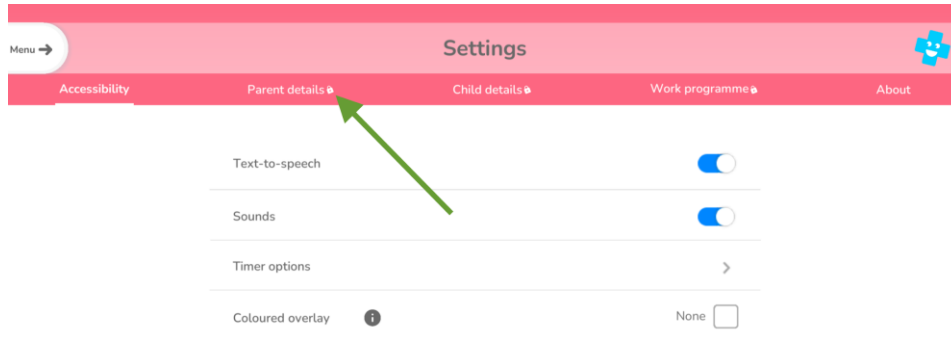
1. Ask your child to open up their Doodle app and login with the username and password as provided by their school.
2. From the Learning Zone of the app, click on the Menu in the top left hand corner



3. Select Settings



4. Select Parent details along the top



5. Please complete the parental security gate by entering the numbers shown.

6. If you're new to Doodle please click on Create parent account. If you already have a Doodle account (perhaps because you already have another child using Doodle, or have used Doodle in the past), click on Link existing account.

7. Follow the steps by inputting your details to link your parent email to your child's school account.