

Read Write Inc Phonics - Set 3





















These QR codes link to the sounds your child is currently learning or revising in school. You can scan the QR codes using your smartphone camera or a QR code scanning app. For convenience, the document also includes web links for each sound if you prefer to access the videos through a browser.








Scanning a QR code or clicking a link will take you directly to the relevant Speed Sound lesson. Each video is around five minutes long and follows the same structure as the phonics lessons taught in class.

These resources are intended to support your child in practising and building confidence in their phonics skills, while also giving you the opportunity to be involved in their learning at home.

To comply with licensing and copyright agreements, we kindly ask that the QR codes and links are not shared on social media or with anyone who does not attend Otterburn Primary School. Please note that the links will expire on **22nd April 2026**.

<u>ea</u> 	<u>oi</u> 	<u>a-e</u> 	<u>i-e</u> 
<u>o-e</u> 	<u>u-e</u> 	<u>aw</u> 	<u>are</u> 
<u>ur</u> 	<u>er</u> 	<u>ow</u> 	<u>ai</u> 
<u>oa</u> 	<u>ew</u> 	<u>ire</u> 	<u>ear</u> 
<u>ure</u> 	<u>au</u> 	<u>ue</u> 	<u>ie</u> 

			
<u>e-e</u>	<u>e</u>	<u>wh</u>	<u>ph</u>
			
<u>kn</u>			
